


*Southern New England Conference of the Seventh-day Adventist Church
Young Adult & Youth Sabbath School Ministries*

*Adventist Youth Ministries Leadership Certification (AYMLC)
Senior Youth Leadership Program*



Course Syllabus

GENERAL INFORMATION

OBJECTIVE

The Adventist Youth Ministries Leadership Certification (AYMLC) is designed to assist leaders in training by developing:

- Knowledge of contemporary Adventist Youth & Young Adult Ministries
- Personal spiritual discipline
- Team Collaboration
- Leadership skills
- Practical approaches to Youth and Young Adult Ministries

MEETINGS/ ASSIGNMENTS / ATTENDANCE / [CALENDAR](#)

- Classes will be held via [Zoom](#) once a month on Saturdays from 4:00–6:00 PM.
- **Orientation day:** January 31st at 4:00 pm
- **Meeting Dates:** February 28, March 28, April 25, May 16, June 6. Graduation will be on November 21st, 2026
- **Attendance** is required for all sessions. If you miss one of the scheduled meeting days, you will have the opportunity to complete a make-up session with your instructor. However, missing two or more classes will prevent you from continuing in the program in the current year, and you will need to complete it the following year.
- All **assignments** must be submitted through Google Classroom or in binder format. If you choose to submit via binder, please send us a message so we can provide you with the submission guidelines.
- **Tracking Assignments:** Use this **checklist** to keep track of your assignments: (available in [English](#), Spanish, Portuguese, and French).

SECTION I. PREREQUISITES

Students must complete the following three **(3) prerequisites**:

1. Be at least 16 years of age prior to the day of graduation.
2. Submit the written Recommendation Form verifying that you are a member in good standing of the Seventh-day Adventist Church and an active participant in your local church. This form must be signed by the Pastor or First Elder. Once completed, upload a scanned copy or clear photo of the form to Google Classroom.
👉 Recommendation Form link: ([English](#), Spanish, Portuguese, French)
3. Complete the following mandatory requirements through Steering Volunteers:
 - a. Child Protection Course
 - b. Background Check

👉 Website: <https://www.ncsrisk.org/adventist>

Upon completion, upload the certificates to Google Classroom. All certificates must be completed or remain valid during the 2026 course year.

SECTION II. PERSONAL DEVELOPMENT/BOOKS

Reading Requirement:

Students must read the following **four (4) required books** and submit a **one-page response for each book**, addressing the following **three questions**:

1. Did you like the book and why?
2. How can you apply it to your personal life and ministry?
3. Would you recommend it to others? Who and why?

👉 Required Books

- **Book 1:** *Messages to Young People* — Ellen G. White
 - **Book 2:** *Steps to Christ* — Ellen G. White
 - **Book 3:** One Gospel of your choice (select one):
☐ Matthew ☐ Mark ☐ Luke ☐ John
 - **Book 4:** One contemporary Christian leadership book in accordance with Seventh-day Adventist beliefs and values
-

SECTION III. REQUIRED SEMINARS

For each seminar listed below, students must submit the following two assignments:

Assignment 1:   Write a **one-page reflection** answering the question:

“How will you apply the information presented to your personal life and ministry?”

Your reflection should:

- Reference some key points from the presentation
- Clearly explain how you will apply them to your personal life and your ministry
- Do not copy or summarize the presentation content
- Provide specific examples of how you can implement what you learned to:
 1. Youth & YA who are still active in church
 2. Youth & YA who have left the church
 3. Youth & YA who are unfamiliar with the message
 4. Personally






Time will be provided at the end of the seminar to complete this assignment.

[You can make notes during the presentation]

Example: [English](#), [Spanish](#), [Portuguese](#), [French](#)

 **Assignment 2:**   **Seminar Presentation** at Your Local Church

Select one seminar from the list provided to present at your local church. For this assignment, please submit the following:

-  Date and time of your presentation
-  Type of service (Sabbath School, Divine Worship, Youth or Pathfinder Meetings, Prayer Meeting / Bible Study, Evangelistic / Outreach Services)
-  Seminar title and a brief explanation of why you chose it
-  Photos: Upload 2–3 photos of yourself presenting to the audience
-  Optional: Record a short video (a few minutes) of your presentation and upload it to Google Classroom
- If more than one candidate is from the same church, you can collaborate to do the presentation together.

Seminar Topics

1. *Christian Leadership & Effective Communication*
2. *How to Lead an Effective Youth Ministries*
3. *Reclaiming Lost Youth and Young Adults and Contemporary Issues*
4. *Adventist Youth Ministry in a Cross-Cultural World*
5. *Introduction to Spiritual Gifts*
6. *Working with the Conference and Local Church Board*
7. *Adventist Pioneer Heritage*
8. *The Sanctuary*

SECTION IV. REQUIRED FIELD WORK

1. Mentorship

- *Select an experienced Adventist Youth Leader, Pastor, or Elder as a mentor.*
- *Meet a few times between **January and September 2026**.*
- *Submit a **one-page reflection** addressing:*
 - ☐ *Your personal faith journey*
 - ☐ *How to help young people stay in church*
 - ☐ *How to bring young people to church*

2. Ministry Leadership Projects (Choose 2)

*Students must **lead or assist in planning two (2) projects** and **submit an outline for each project**. Candidates are strongly encouraged to work in teams with other classmates to collaborate and develop the projects together. If a project does not have a provided outline, students should create their own outline. Example: [[Here is an example](#)]*

- ☐ *Youth Week of Prayer*
- ☐ *Recreational Activity*
- ☐ *Small Group (Teen, Youth, or Young Adult)*
- ☐ *Spiritual Retreat*
- ☐ *Youth Sabbath*
- ☐ *Collegiate Retreat or Campus Ministry Event*
- ☐ *Conference-Sponsored Youth Event (e.g., Global Youth Day)*
- ☐ *Local Missionary Project*
- ☐ *Mission Trip*
- ☐ *Community outreach*
- ☐ *Self Identified project (must be approved the instructor)*

3. Conference-Sponsored Event (Choose 2)

Select and participate in two (2) of the events listed below. You are required to submit the program outline or event flyer, along with photographs documenting your participation and attendance at the event. The flyer, program outline, or both (if available) must be signed by the speaker, conference youth director, or person in charge (if present), and you should make sure to write their name and obtain their signature. Take photos of the flyer and program outline and submit them on Google Classroom, or include them in your binder if you are submitting assignments in binder format.

- ☐ SNEC Camp Meetings
- ☐ Bible Bowl
- ☐ Team Prayer Conference
- ☐ Spark
- ☐ Young Adults Week of Spiritual Emphasis
- ☐ It Is Possible to Connect
- ☐ Compassion Project
- ☐ Leadership Training Congress
- ☐ Conference or Union Project
- ☐ AUC Mission at Home
- ☐ Mission Trip
- ☐ Other Conference Sponsored Events (Ex: Women's Retreat, Couple's Retreat, Hispanic Retreat)

4. Cross-Cultural Church Visit

- Visit one SDA church of a different language group.
 - Submit:
 - Church bulletin with the pastor's or speaker's signature
 - 2 or 3 pictures of your visit
 - A one-page reaction paper (minimum two paragraphs) explaining the following:
 1. Church name, date and time of visit
 2. How the service differs from or is similar to your home church
 3. Your personal reaction to the worship experience
-

SELF-PACE TRACK

Eligible:

- Master Guides, Pastors, AY Coordinators, and Youth & YA Ministry Team members.
 - These may enroll in the Self-Pace Track with prior approval from the Adventist YA Ministries Director.
 - Participants must select Self-Pace on the registration form.
 - Approved participants may use equivalent seminars and assignments completed through a previous Adventist Youth certification program or a Master Guide course, with documentation of the conference and instructor.
 - Work will be reviewed and approved by the instructor to ensure alignment with this syllabus.
 - Participants may be exempt from attending approved equivalent classes and complete remaining requirements at their own pace.
-

FEES AND UNIFORM

A \$65 uniform fee is required to cover: Tie, Pin, and Blazer embroidery. Payment will be made through the **designated payment page**. The fee must be paid before graduation.

Items Provided at Graduation: AY Tie, Embroidered blazer with AY logo, Pin, and Certificate of Completion.

Where to Purchase the Blazer: www.amazon.com and www.ebay.com.

Brand: Edwards Ladies Blazer / Edwards Men Blazer. **Color & Style:** Dark Navy Blue, two-button, single-breasted.

Type or copy this information on Google, Amazon or Ebay search bar:

- 👉 Edwards **Ladies Blazer Dark Navy Blue** / Edwards **Men Blazer Dark Navy Blue**
- For the best fit, we suggest purchasing one or two sizes larger—the blazer runs small, especially big sizes. Buy the blazer as soon as possible in case you have to return it for another one.

Gray Skirt (**Women**) or Gray Pants (**Men**): These items may be purchased at any store. The women's skirt must be similar to a gray office pencil skirt, with no hems, decorative elements, or unique designs. The skirt should have a professional office appearance. You can commonly find them at retailers such as Amazon, Macy's, JCPenney, Savers or other second-hand stores, and at www.pathfindershirts.com.

Women



Men



Blazer Instructions: After purchasing your blazer, bring it to Pastor Teddy's office in Lancaster (34 Sawyer St, South Lancaster, MA 01561). **By August 31, 2026.** Write your full name on a piece of paper and place it inside the inner pocket of the blazer.

👉 **Items You Must Purchase:** Dark navy blue blazer, White button-down shirt, Gray skirt (women), Gray pants (men), Black shoes

Graduation Day Dress Code: White shirt, Gray skirt (women) or gray pants (men), Black shoes, Women may wear light or dark pantyhose, Men may wear black socks. We will share the graduation date and place after the class begins.

